

Monroe A. Miller Jr.
 19 Big Spruce Lane
 Waynesville, NC 28786
 March 8, 2016

Subject: Raw Graphs of Haywood County Schools Revenue, 07-08 thru 15-16.

Graphs that have been plotted up to this point have been related to expenditures. Revenue information was requested from Bill Nolte, see:

<http://haywoodtp.net/pubII/160306CESInvestigationContinues.pdf>

Revenue Data was received from Bill Nolte, in the form of a .xlsx file, see:

<http://haywoodtp.net/pubII/160307RevenueHistory.xlsx>

Revenue is segmented by year, starting with tab 07-08, ending with 15-16. There are multiple line items, with groups of line items receiving a sub-total, labeled Total 1, Total 2, etc. You are encouraged to review the above link for specific line items associated with each sub-total.

The following is a table of sub-totals and totals for the years presented.

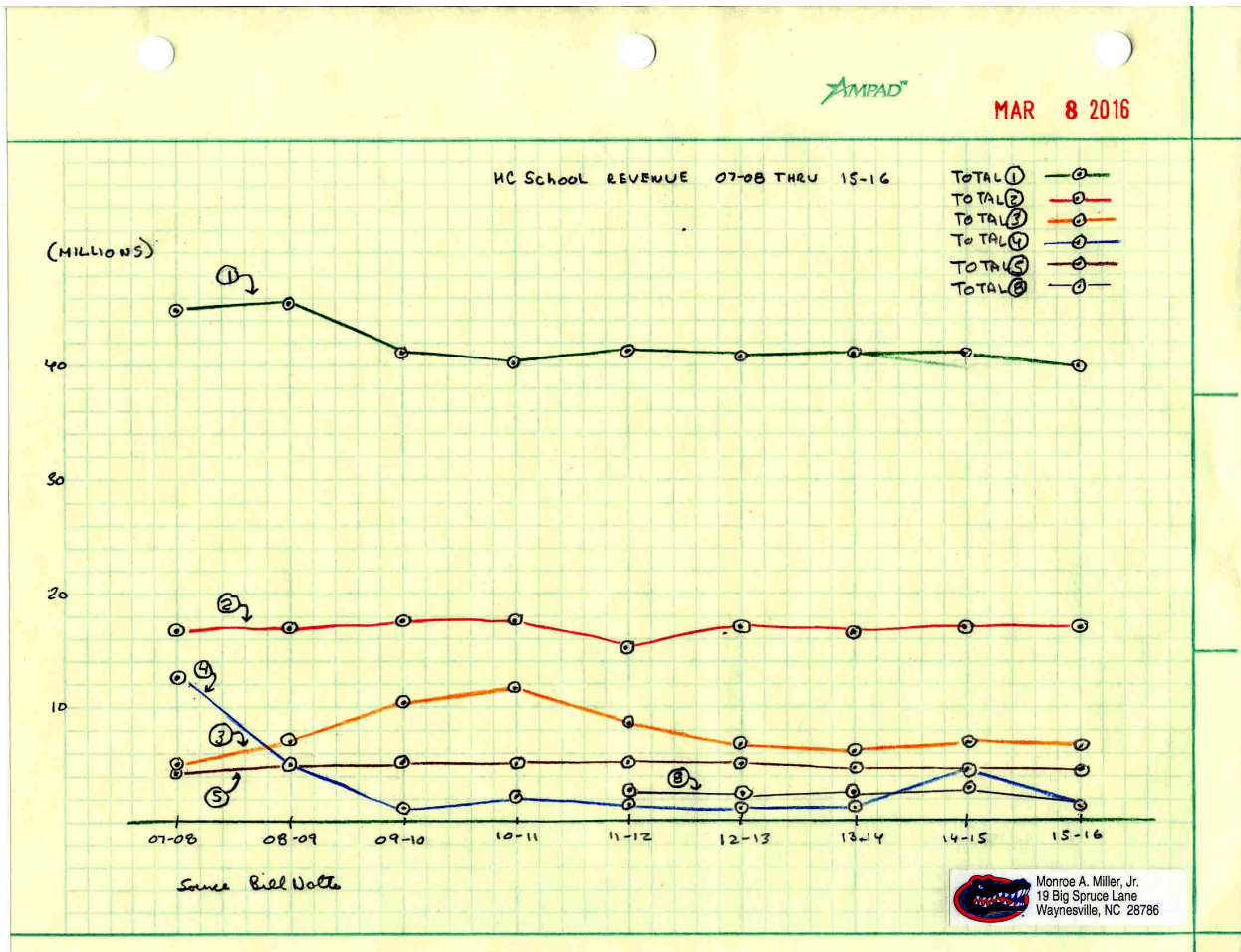
CES Closure Investigation

| [Yr] | [ADM] | [Norm] | Revenue | | | | | | | TOTAL | [Norm] |
|-------|-------|--------|---------|---------|---------|---------|---------|---------|--|-------|--------|
| | | | Total 1 | Total 2 | Total 3 | Total 4 | Total 5 | Total 8 | | | |
| 07-08 | 8013 | 1.0000 | 44.9 | 16.5 | 5.2 | 12.9 | 4.8 | | | 84.4 | 84.4 |
| 08-09 | 7904 | 0.9864 | 45.7 | 16.7 | 7.0 | 5.0 | 5.2 | | | 79.5 | 83.3 |
| 09-10 | 7742 | 0.9662 | 41.1 | 17.7 | 10.2 | 1.4 | 5.2 | | | 75.6 | 81.5 |
| 10-11 | 7663 | 0.9563 | 40.1 | 17.4 | 11.7 | 2.2 | 5.0 | | | 76.4 | 80.7 |
| 11-12 | 7636 | 0.9530 | 41.5 | 15.4 | 8.4 | 1.7 | 5.2 | 2.8 | | 75.0 | 80.4 |
| 12-13 | 7567 | 0.9443 | 40.6 | 17.1 | 6.7 | 1.1 | 5.0 | 2.8 | | 73.3 | 79.7 |
| 13-14 | 7584 | 0.9465 | 40.8 | 16.5 | 6.1 | 1.3 | 4.3 | 2.5 | | 71.6 | 79.9 |
| 14-15 | 7536 | 0.9405 | 41.2 | 17.1 | 6.9 | 4.3 | 4.5 | 3.1 | | 77.1 | 79.4 |
| 15-16 | 7411 | 0.9249 | 39.8 | 17.1 | 6.4 | 1.3 | 4.2 | 1.8 | | 70.6 | 78.1 |

The first column being the year, the second ADM. A value has been filled in for the ADM value for 15-16, and that was obtained from www.schooldigger.com. A Normalized data column is next for reference, followed by the sub-total columns. Finally the Total column along with values normalized to ADM.

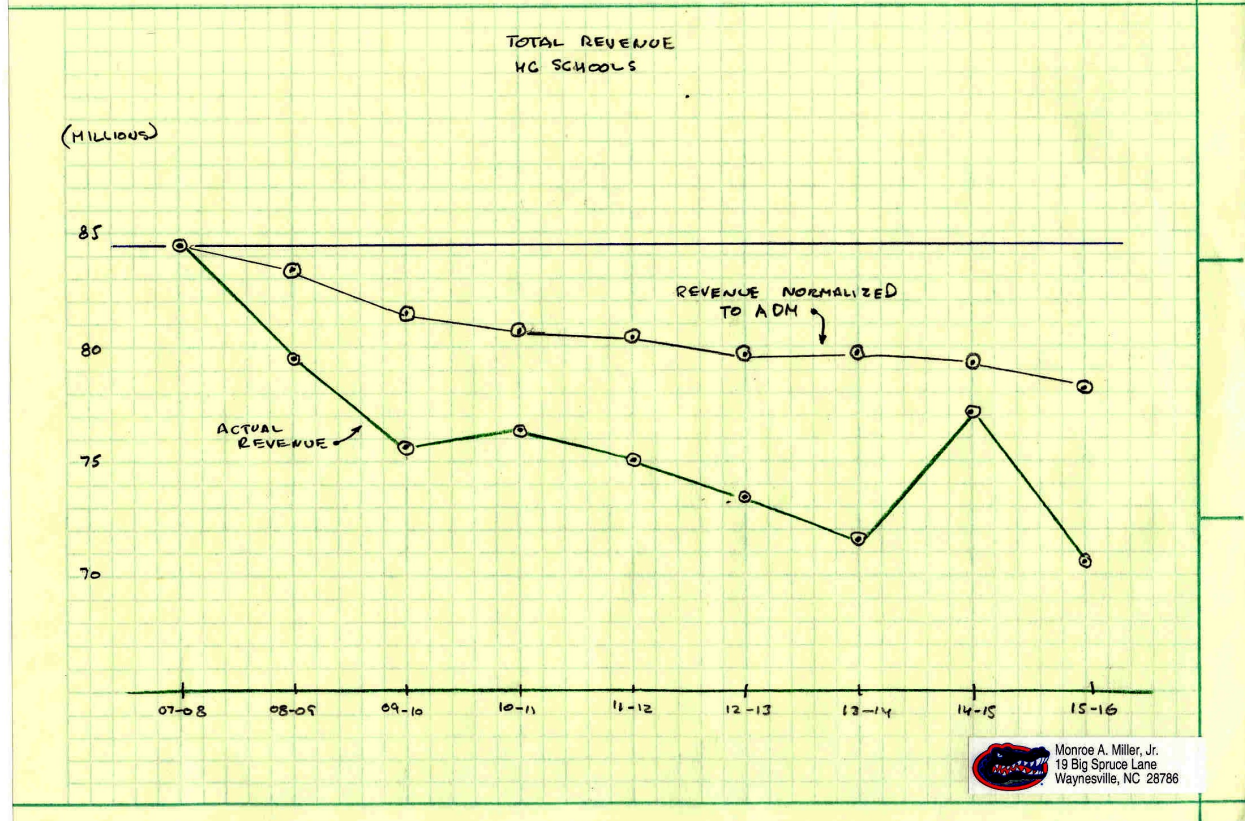
Note that in the TOTAL column, in the year 14-15, the total was \$77.1M, which dropped \$6.5M for this year to \$70.6M. Consequently, CES went off-line. Why couldn't the Haywood County School Board have better predicted this? Still more investigation is needed...

The first graph plots all of the sub-totals, while the second graph shows the overall TOTAL revenue.



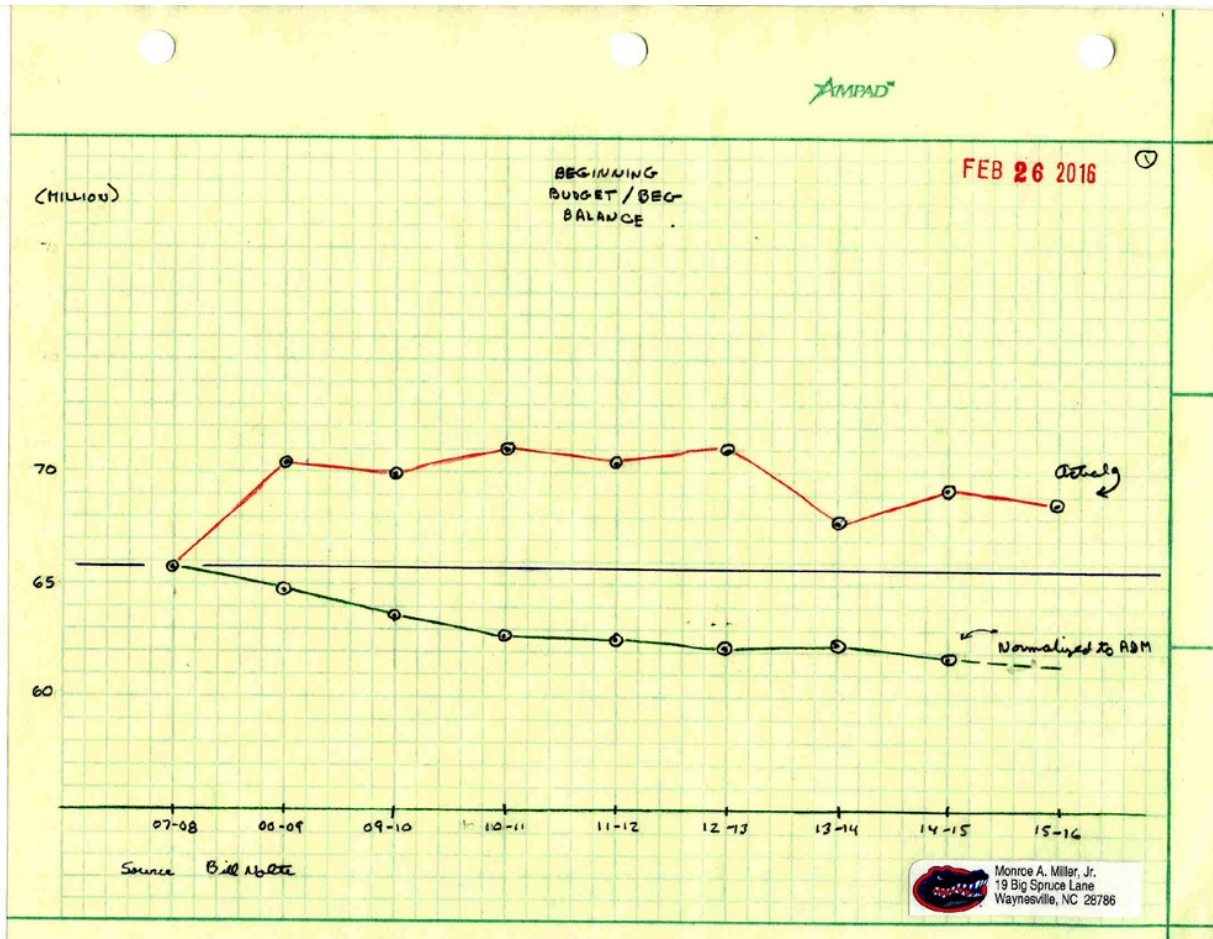
Total 1 is the bulk of the revenue and comes from State Public School Funding. After the first two years, the trend is fairly flat, even though ADM is decreasing.

The other totals fluctuate a bit, but seem to have trend information that could be used to predict the next year's revenue.



This graph depicts the actual total revenue. Even to the casual observer, there is a distinct trend downwards since 07-08. A bump in the curve at 14-15 may have given School Board members a sense of euphoria, which may have relaxed the tendency to tighten belts.

Now is a good time to re-examine some of the raw graphical data of expenditures, and in particular, the actual Budget / Beginning Budget and bring things into perspective.



I have to call your attention to the red line, actual Budget / Beginning Budget. From 07-08, it shot up and leveled out (i.e. spending like drunken sailors). Explain to me how this correlates with the previous graph of incoming revenue declining \$14M over this period.

[Editors Note: Interestingly enough, \$14M is the amount of money Haywood County Commissioners and Julie Davis denied Haywood County Schools when Julie Davis cooked the books with the Funding Formula and falsified the PPA values - re: <http://haywoodtp.net/pubII/140616CrackedTheCode.pdf>].

If this were to happen in a private corporation, you wouldn't have to fire the CEO, as the corporation would have gone out of business. Here, in Haywood County, all that happened is that we lost Central Elementary School. Does anyone take responsibility? How about Rhonda Schandavel, who is currently on the 100% democrat controlled school board and a candidate running for State Legislature. Can she help us out here and explain why CES had to be taken off-line?

More investigation is required and will continue...

Monroe Miller
Haywood County Taxpayer.