

Monroe A. Miller, Jr.
2200 Camp Branch Road
Waynesville, NC 28786
May 16, 2018

Subject: Summary of Haywood County CAFR Data over the past eight (8) years.

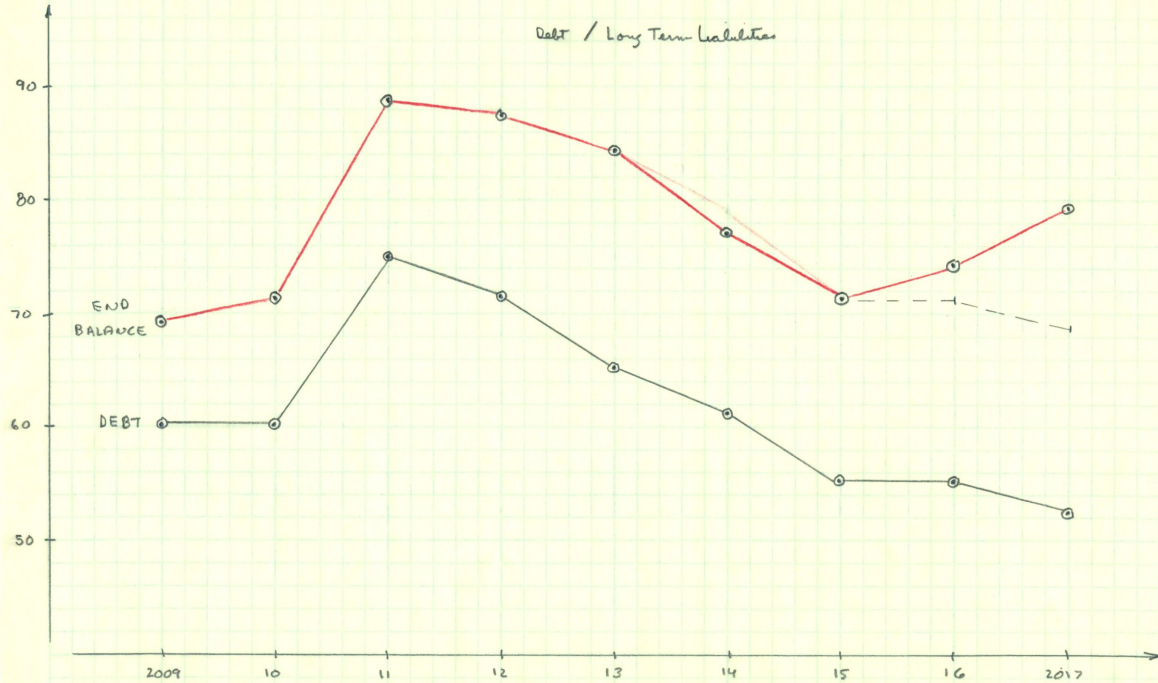
CAFR (Certified Annual Financial Report) is produced each year by the HC Finance Department. These documents are accessible on the Haywood County Website, but hard to find. Therefore, I copied them to www.haywoodtp.net for easy accessibility.

I plotted several area's of interest in a series of graphs (using my very expensive green graph paper). They are:

- Debt / Long Term Liabilities
- Haywood County Debt (2005 - 2017)
- Pensions (LEO, OPEB, LGERS)
- Fund Balance
- Tax Rate
- Solid Waste Fund (a practically useless graph, due to almost no detail, thanks to **David Francis**)
- Capital Project Fund - Solid Waste / Landfill Fund (Another practically useless graph, due to almost no detail, thanks to **David Francis**)

All of these graphs utilize data from CAFR's.

I get to make comments on each of the following graphs.



This shows debt information from 2009. Debt spiked in 2011, and has been steadily been beat down. However, the End Balance has taken a departure the last two years and is increasing. Why (we shall see in following graphs)?

Monroe A. Miller Jr.
2200 Camp Branch Road
Waynesville, NC 28786



MAR 26 2018

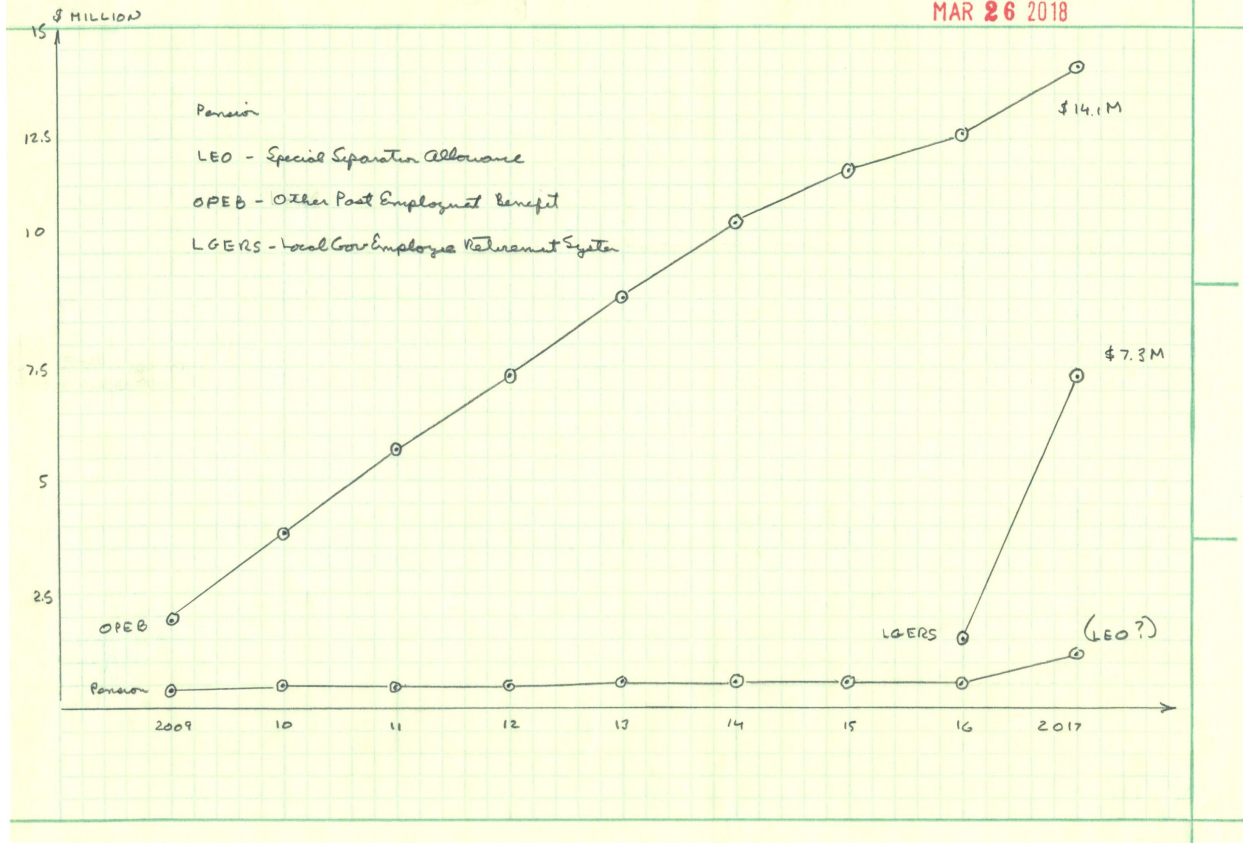


This graphs goes back further in time, when our debt was less than \$35M.

Monroe A. Miller Jr.
2200 Camp Branch Road
Waynesville, NC 28786



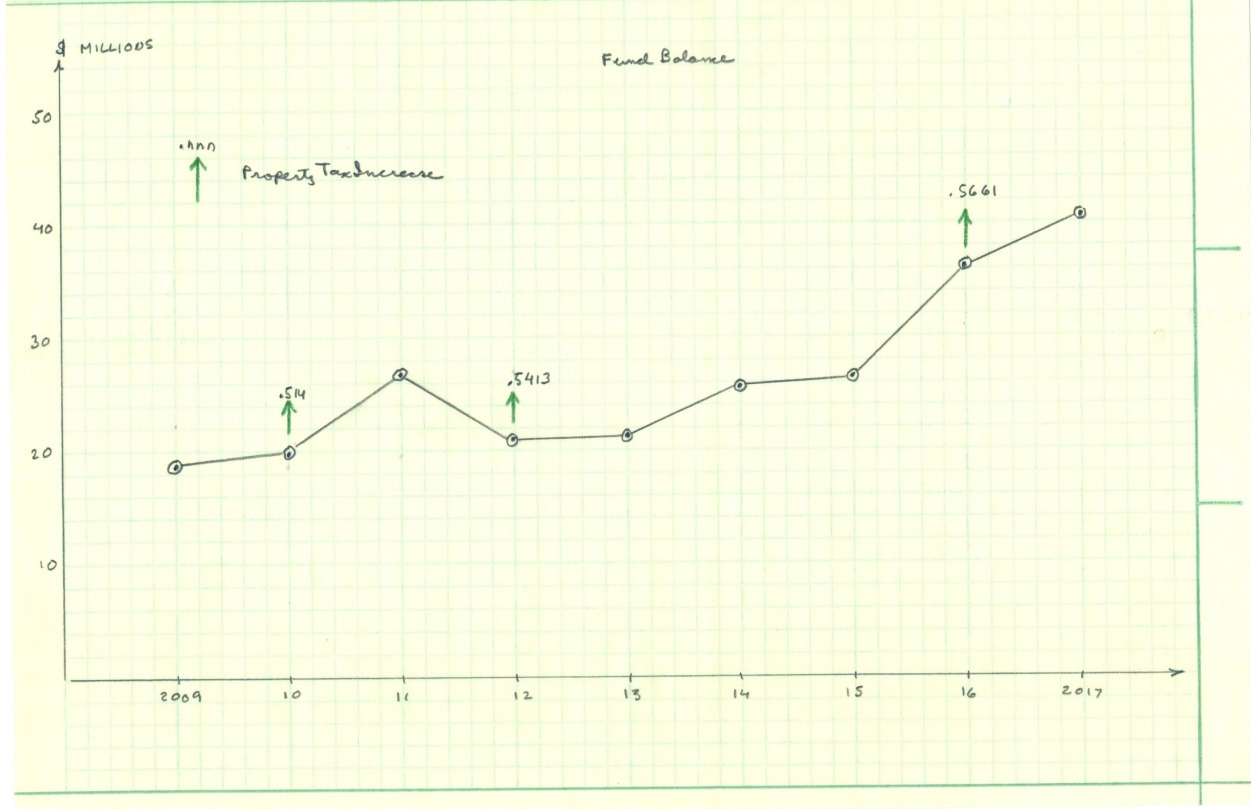
MAR 26 2018



This is a graph of pensions for County Employees. OPEB is steadily increasing without bounds.

But wait! What is LGERS? It shot up from \$1.5M in 2016 to \$7.3M last year. WTF? It appears that this is a factor in the first graph of Debt / Long Term Liabilities.

I don't know about you, but I haven't heard anything about this program, except for what I read in the CAFR.



This is a plot of Fund Balance. It has steadily grown over the past several years.

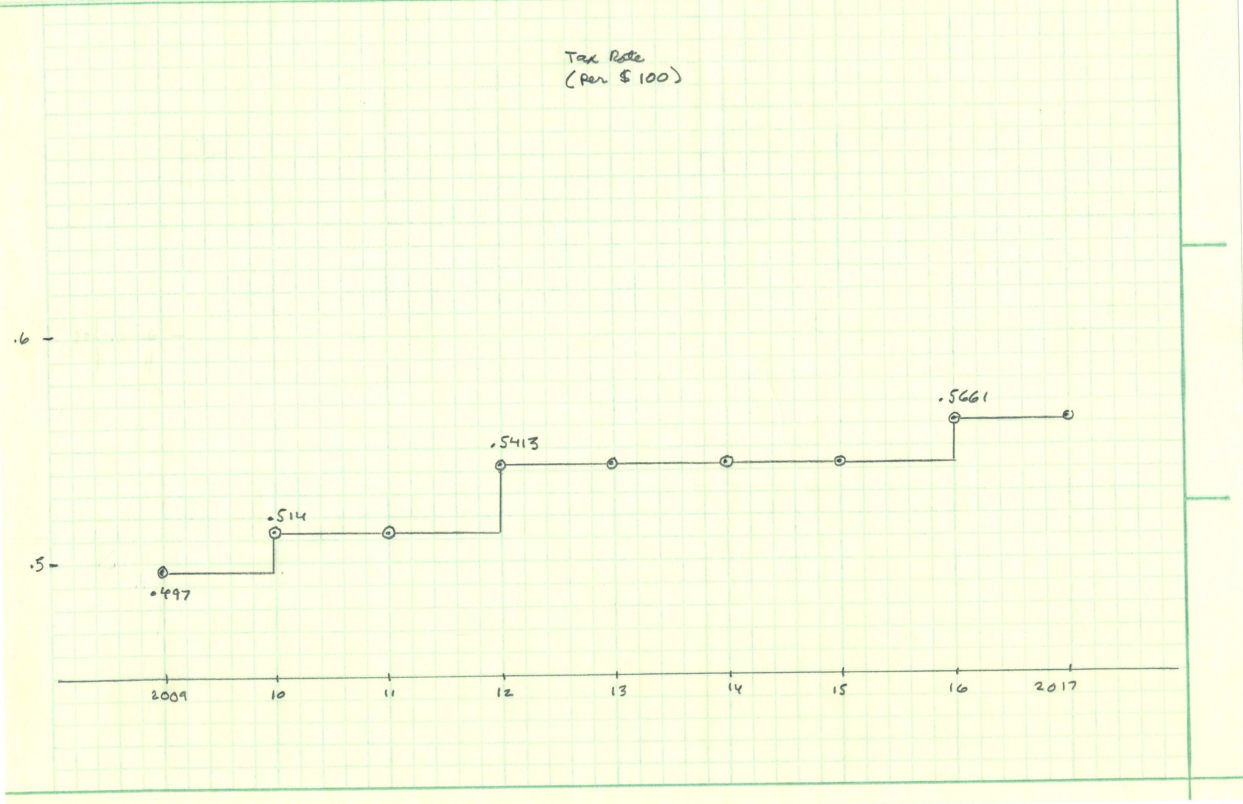
The graph is marked with green upward arrows, and these indicate Property Tax Increases supported by our county commissioners.

One has to ask, with the Fund Balance growing more than it has ever been, why did commissioners approve the last tax increase, based on the revaluation, the Revenue Neutral Tax Increase. Commissioners had a chance to [Expletive Deleted] Haywood County Taxpayers, so they took the shot.

Monroe A. Miller Jr.
2200 Camp Branch Road
Waynesville, NC 28786

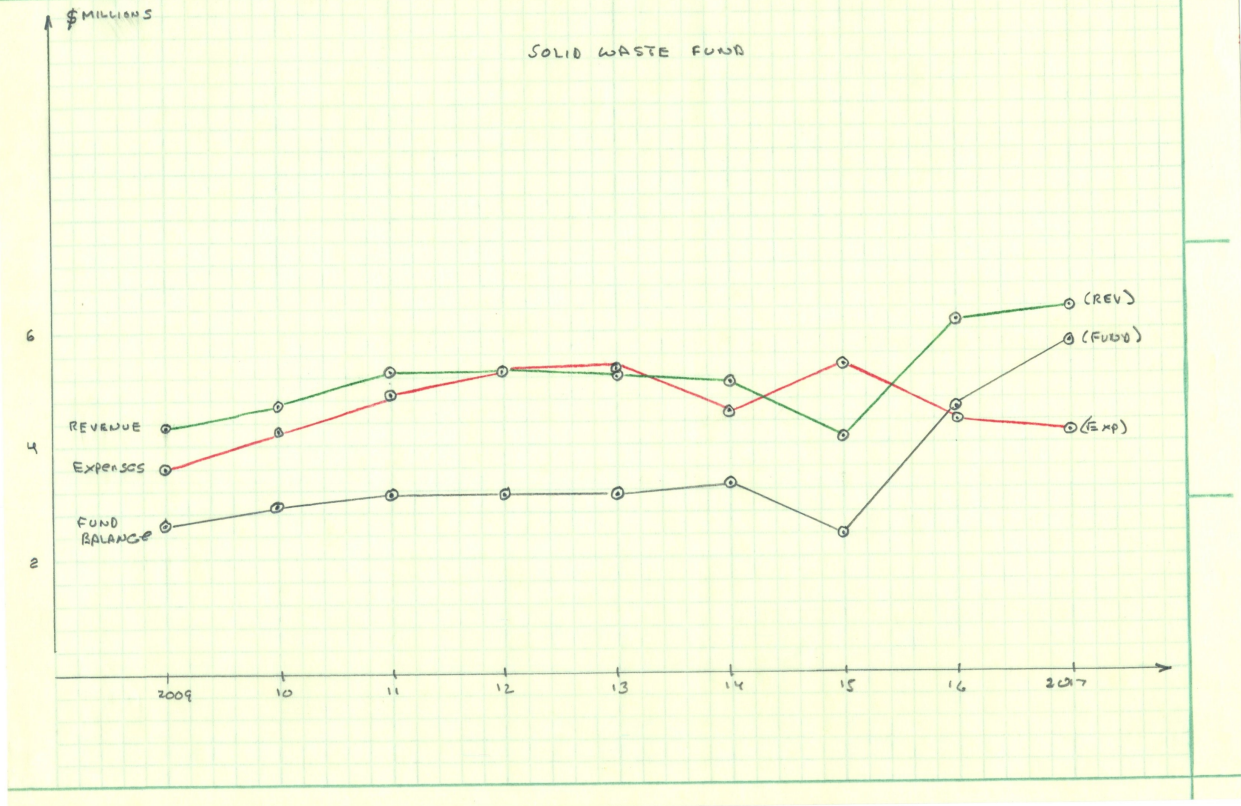


MAR 27 2018



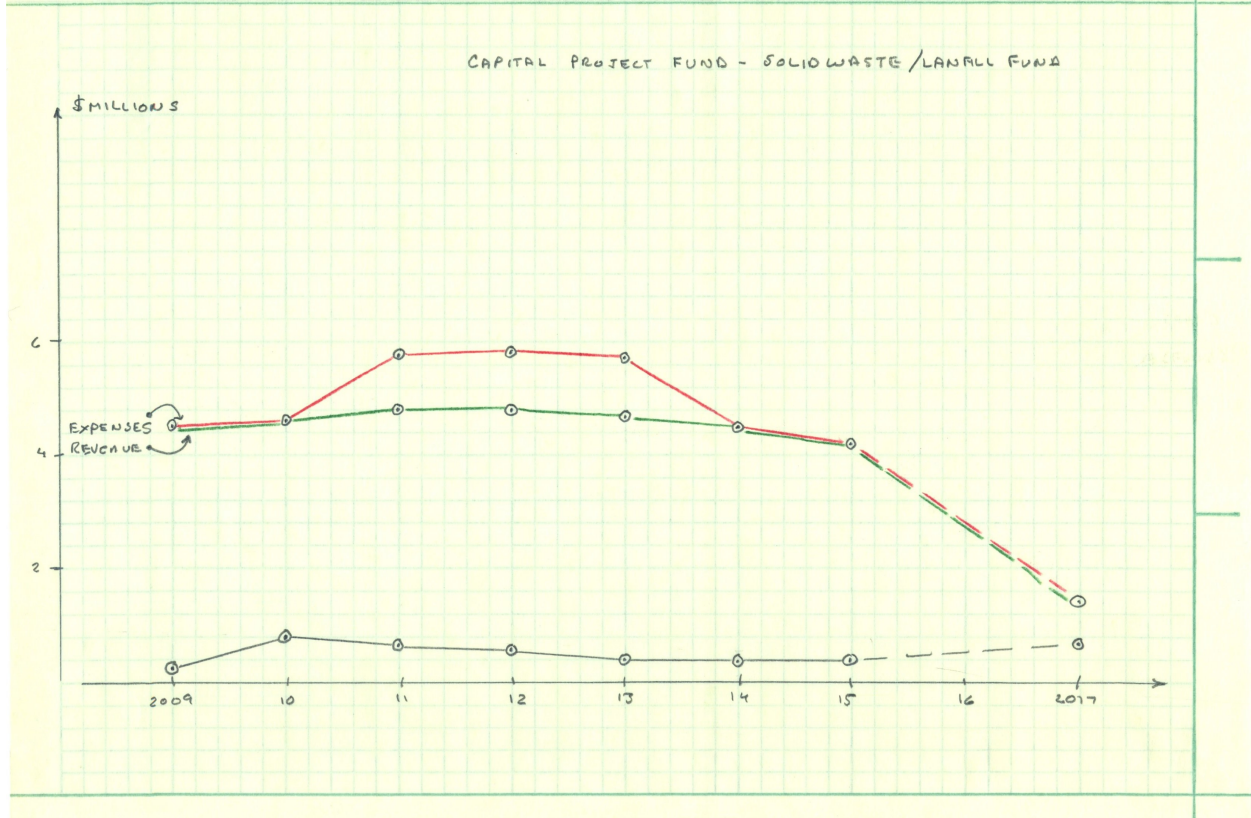
This is a plot of the steadily increasing Property Tax Rate. There is an election coming up in November. An election issue should be to lower the tax rate in stead of increasing it.

Instead, County Commissioners are about to approve another blotted budget.



This is almost a worthless graph. It shows no detail at all what **David Francis** is doing with this large pot of money. Budget details are sketchy. **Francis** is a professional at shielding this information.

This is about all the information there is in the CAFR's.



Another worthless plot. Data is missing for 2016, and Expenses / Revenue shows a precipitous drop. Yet, I am sure that every Haywood County Taxpayer is acutely aware of the enormous and excessive Solid Waste Fee on every tax bill

WTF?

I believe **David Francis** has some explaining to do. Maybe **Vicki Hyatt**, the Liberal Hack News Editor of the Mountaineer will provide more cover for David Francis and do another article about this.